



## FEATURES

- DC 4-20mA/DC 4-20mA, self powered.
- Isolation: Input to output, between channels.
- DIN rail type.

## ORDERING INFORMATION

MODEL:XC-DS-

### Input Channels

- 1: 1 Channel
- 2: 2 Channels

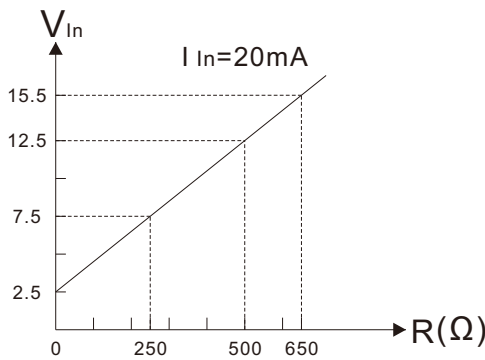
### DC Input Range

A4: 4 ~ 20mA

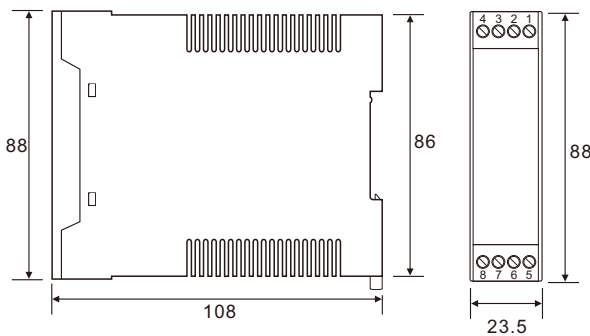
### DC Output Range

A4: 4 ~ 20mA

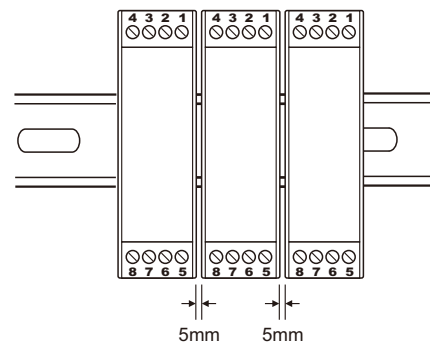
## INPUT IMPEDANCE / VOLTAGE DROP



## THE OUTSIDE DIMENSION (UNIT: mm)



## DEMAND FOR MOUNTING (UNIT: mm)



## SCHEMATIC CIRCUITRY & CONNECTION DIAGRAM

